

ENIGMA ENERGI

POWERCHAIRS



"These folding powerchairs are excellent for storage & transportation." CE

The Enigma Energi Lightweight Powerchairs have many excellent features normally found on the most expensive of chairs yet are surprisingly affordable. This powerchair range provides the ultimate in comfort and style with extra features built in as standard.

drive
MEDICAL DESIGN & MANUFACTURING
www.drivemedical.co.uk



* KERB CLIMBER NOT AS STANDARD

ENIGMA ENERGI – PCA16 / 18 / 20 / 22

- Choice of seat widths.
- Available in Metallic Blue, Red and Black finish.
- 28 stone weight capacity on the PCA 22.
- Height adjustable back posts.
- PG Drives S Drive Controller.
- Dual and attendant versions available.



ATTENDANT CONTROL OPTION



KERB CLIMBER AVAILABLE



EASY ACCESS TO BATTERIES



ENIGMA ENERGI + – PCP18

- PG Drives VR2 controller.
- Swing in / swing out footrests.
- Stylish oval tubing.
- Seat cushion.
- Electric blue finish with vivid artwork.
- Slide out battery tray.
- Full length arm pads.









ONE TOUCH HEIGHT ADJUSTABLE ARMRESTS



SLIDE OUT BATTERY TRAY



SWING IN/OUT FOOTRESTS

	PCA16	PCA18	PCA20	PCA22	PCP18
 LENGTH	118cm	118cm	118cm	118cm	114cm
 HEIGHT	94cm	94cm	94cm	94cm	96cm
 WIDTH	56cm	61cm	66cm	70cm	66cm
 SEAT WIDTH	40.6cm	45cm	50cm	55cm	46cm
 MAX CAPACITY	135kg (21st)	135kg (21st)	135kg (21st)	180kg (28st)	135kg (21st)
 WEIGHT	56kg (123lb)	56kg (123lb)	56kg (123lb)	58.3kg (128lb)	59.6kg (131lb)
 HEAVIEST COMPONENT	24.8kg (54.6lb)	25kg (55lb)	25.2kg (55.5lb)	27.5kg (60.5lb)	27.8kg (61lb)

Features

- Lightweight aluminium frame.
 - 8" balloon castors.
 - 12" pneumatic rear tyres.
 - Half folding back mechanism.
 - Tension adjustable back canvas.
 - Back seat storage pocket.
 - Height adjustable armrests.
 - Removable footplate, batteries, basket.
 - Kerb climber bracketry.
 - 21 stone weight capacity.
 - Up to 15 mile range*
 - Top speed 4mph*
 - Tried and tested industry standard electronics.
 - Anti-tip wheels.
- * Depends on user mass, terrain and battery condition.

Leaflet Code: LL120 If you would like to view this product please contact your local stockist, details above.